

WalT: A Reproducible Research Platform for Networks and Distributed Data

Etienne Dublé (LIG / CNRS), Franck Rousseau (LIG / Grenoble INP)
and Drakkar team of LIG lab

Grenoble, April 2022

WaT for real...



This is a typical **wireless** network experiment! ;)

Agenda

Motivation

Sample use case

Architecture

WalT under the hood

News, On-going work and Perspectives

Existing platforms


Large scale testbeds (e.g. IoT-Lab)

- Limited hardware choice
- Static environment & network topology
- No physical access (for debugging)
- Booking system (limited experiment time)



Handmade platform “on your own desk”

- Does not scale
- Is hardly reproducible



WalT platform objectives

WalT stands halfway between those 2 categories.

Just as a handmade platform,

- WalT can be lightweight (backpack-compatible, for a demo)
- You can build several instances of WalT
- You can set up one on your desk (for debugging)
- You can easily move nodes (CPS, wireless networks)
- Platform usage is not limited

Just as a large-scale platform,

- You can make it bigger (you can deploy it in a building)
- It is easy to use

WalT project objectives

We provide:

- Open source code
- Installation images
- Documentation (how to install and use)
- Support (walt-users@univ-grenoble-alpes.fr)

We do **not** provide:

- A publicly available platform
(each team, lab, etc. should set up its own platform)

Agenda

Motivation

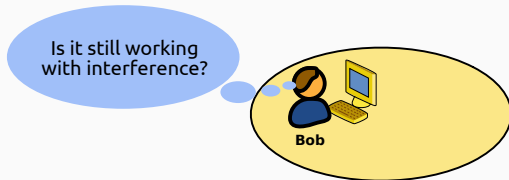
Sample use case

Architecture

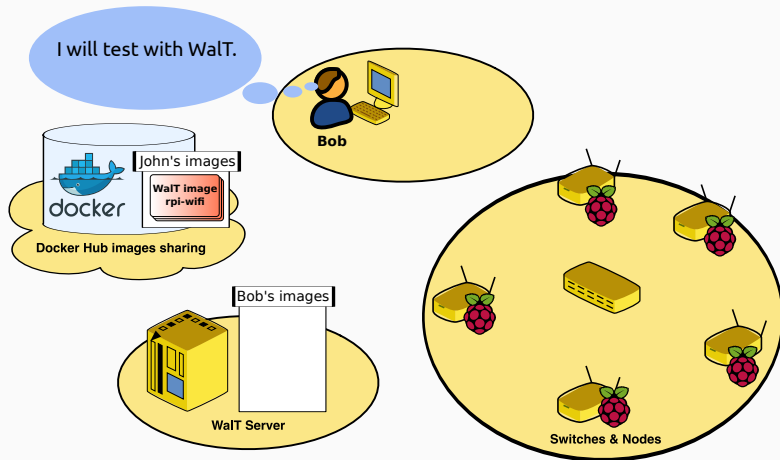
WalT under the hood

News, On-going work and Perspectives

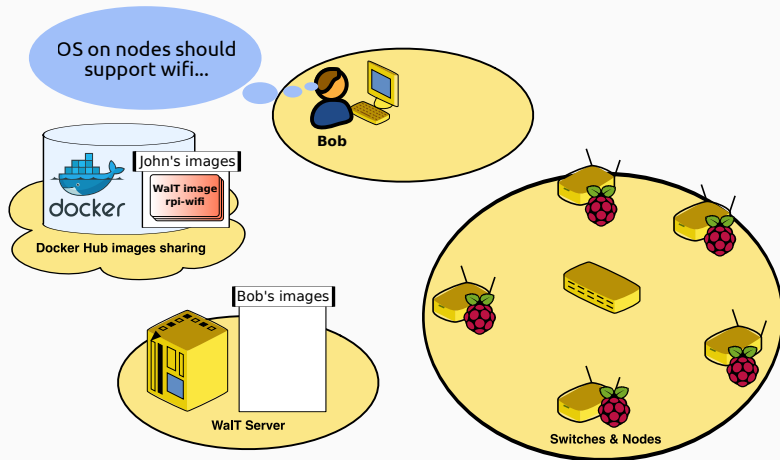
Sample use case



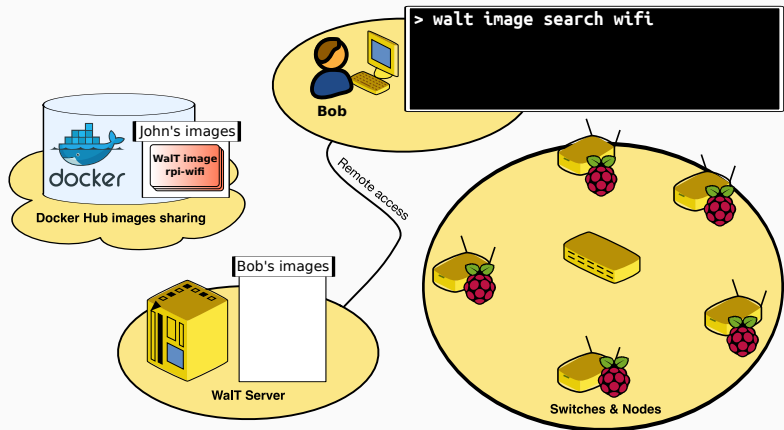
Sample use case



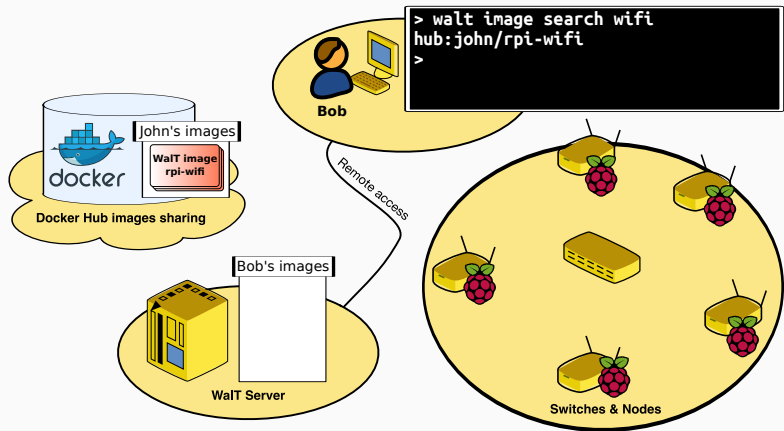
Sample use case



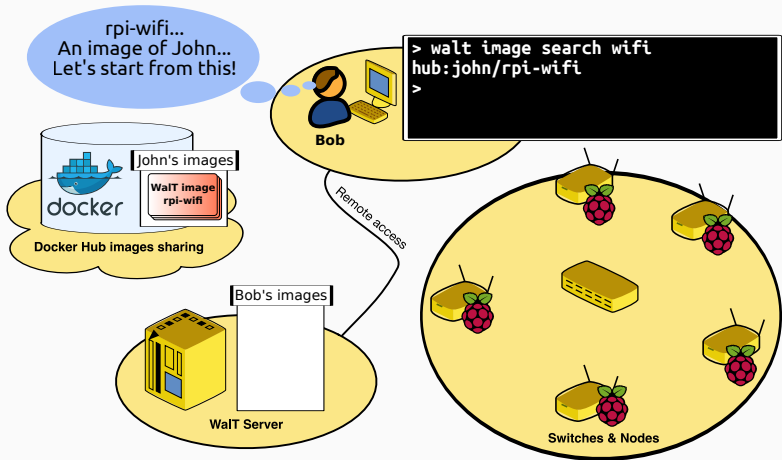
Sample use case



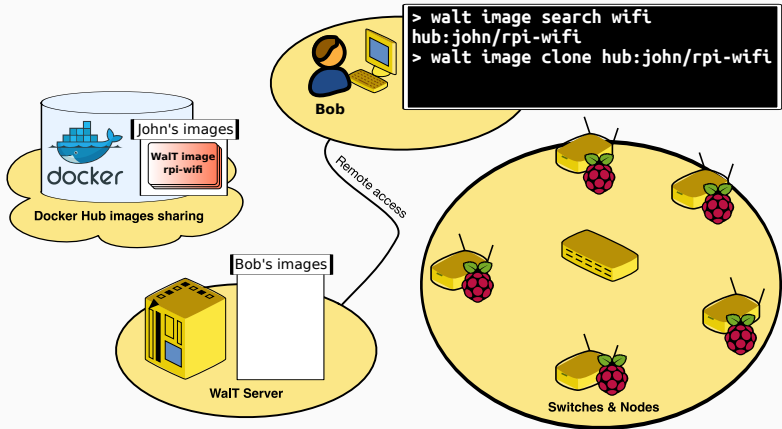
Sample use case



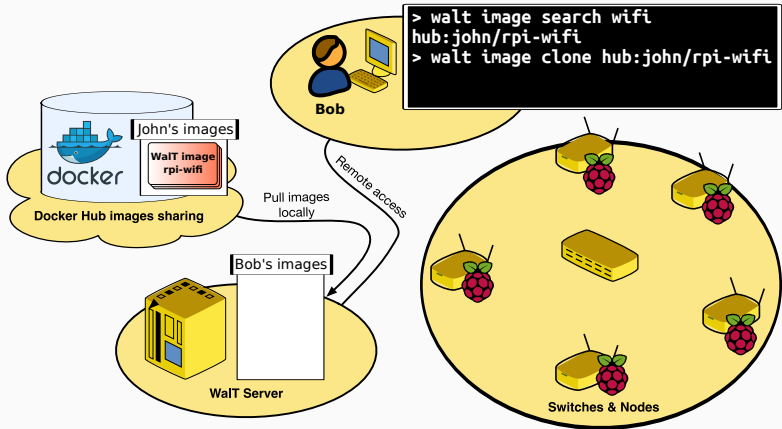
Sample use case



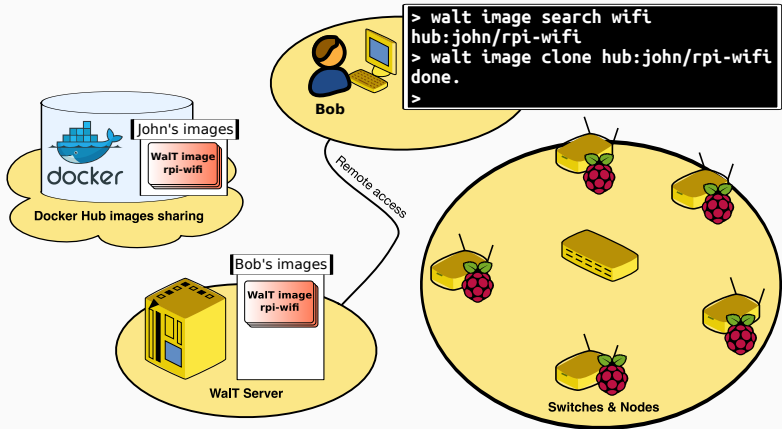
Sample use case



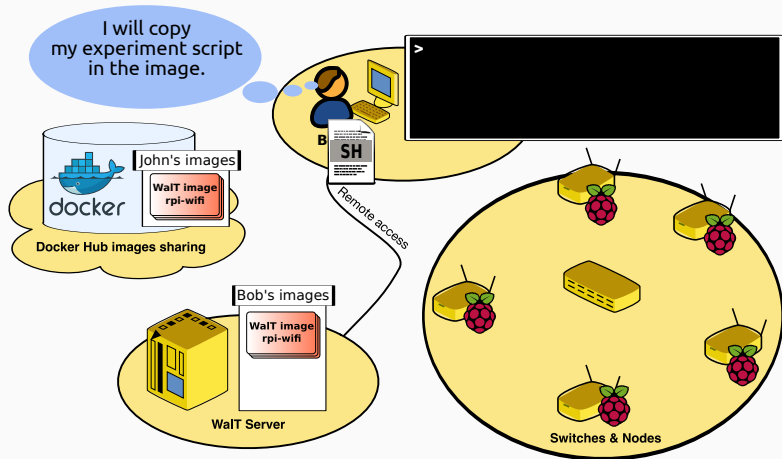
Sample use case



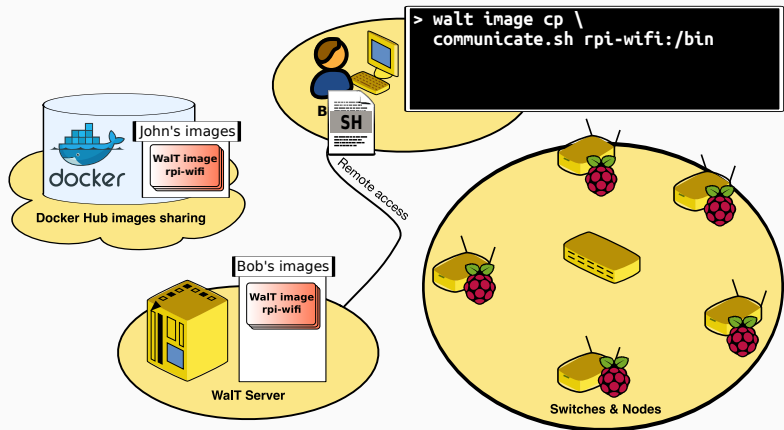
Sample use case



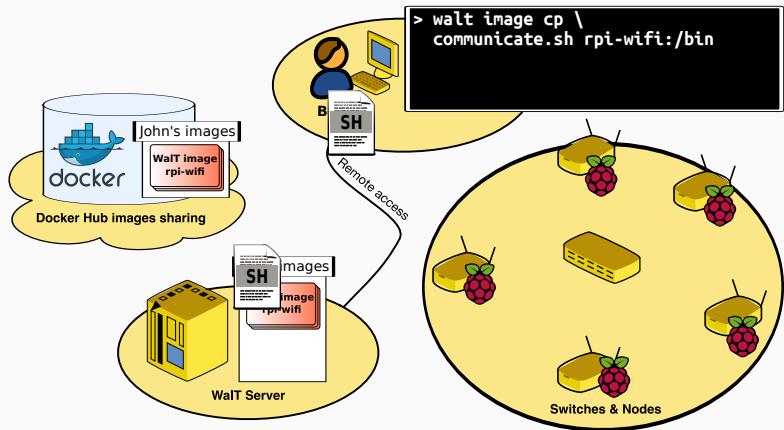
Sample use case



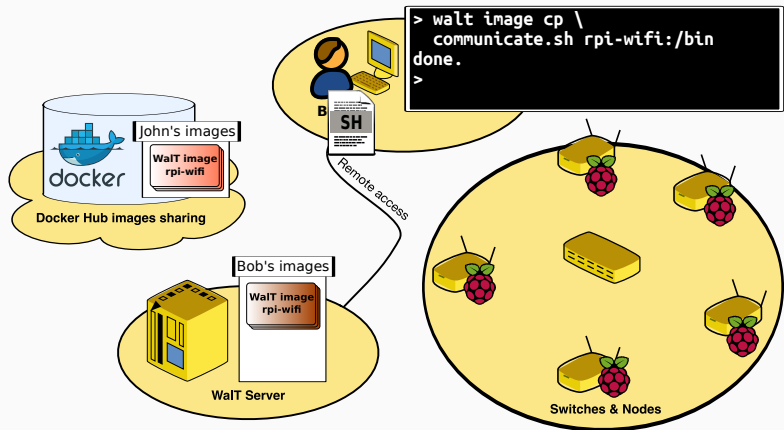
Sample use case



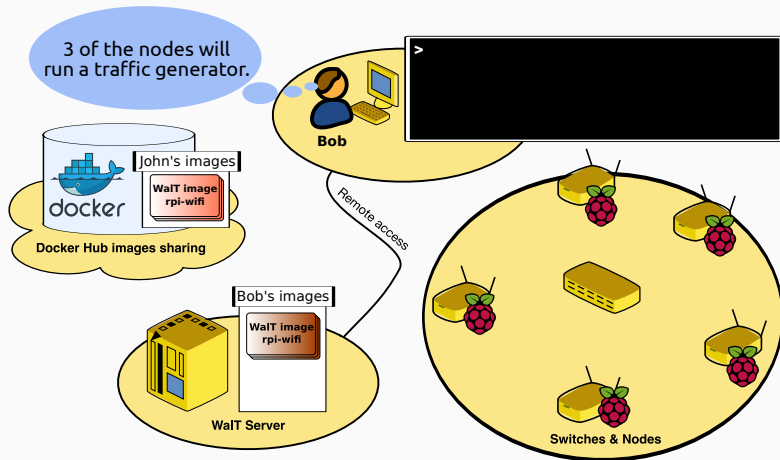
Sample use case



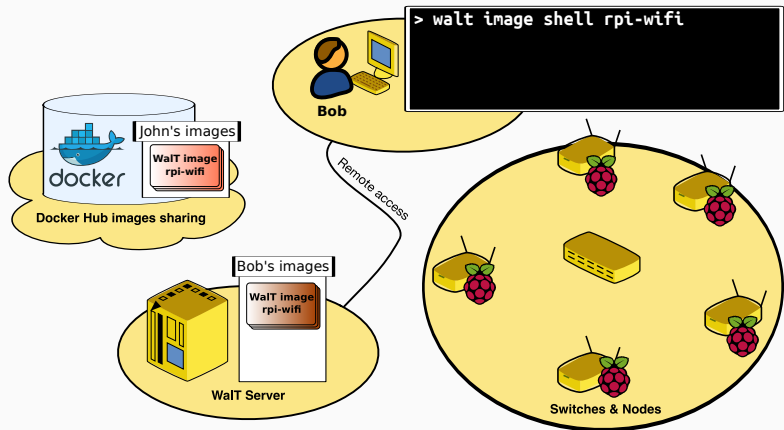
Sample use case



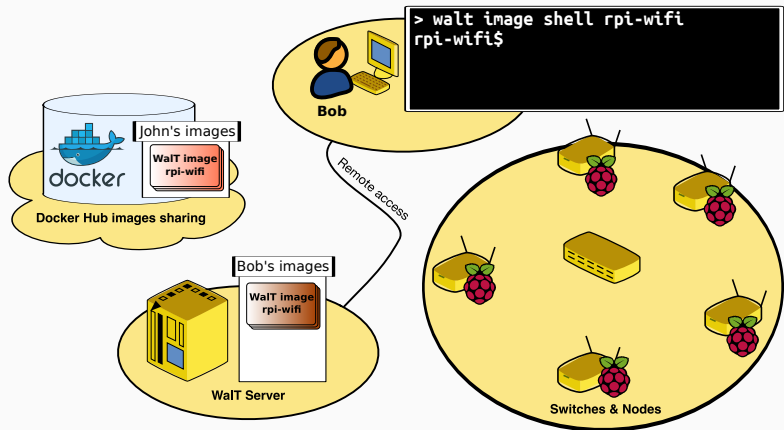
Sample use case



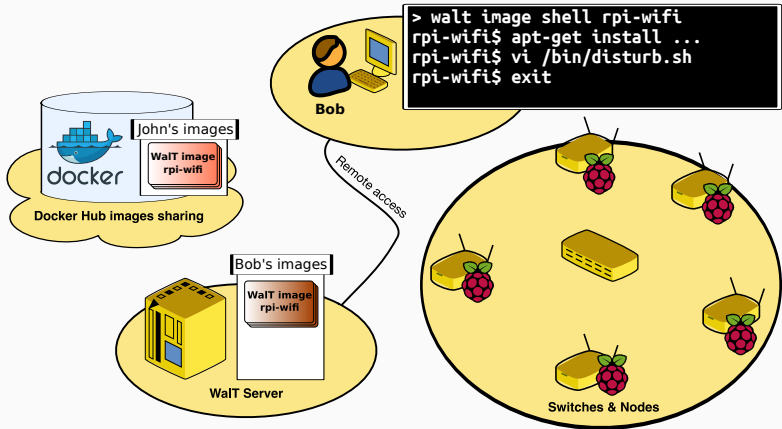
Sample use case



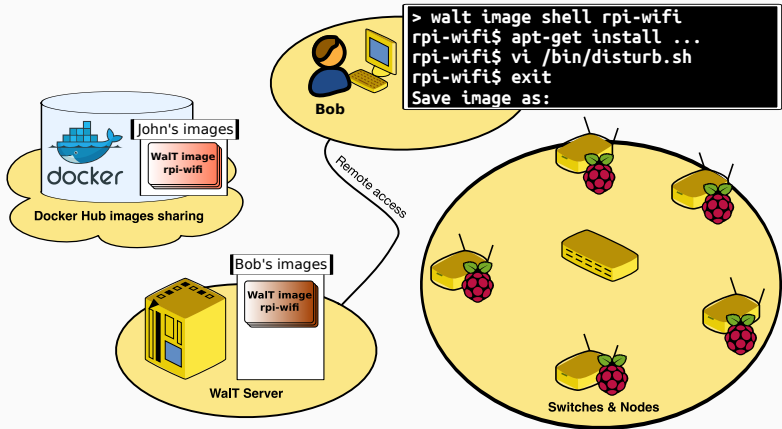
Sample use case



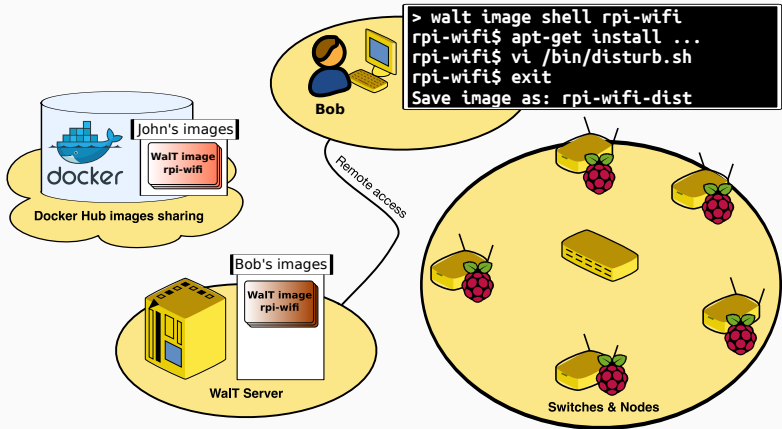
Sample use case



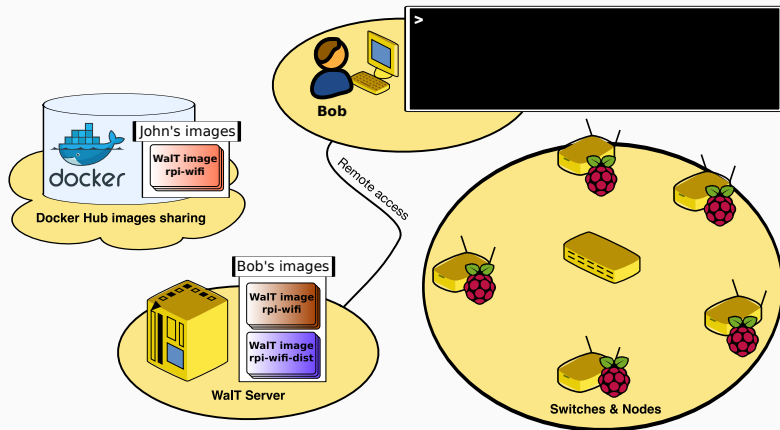
Sample use case



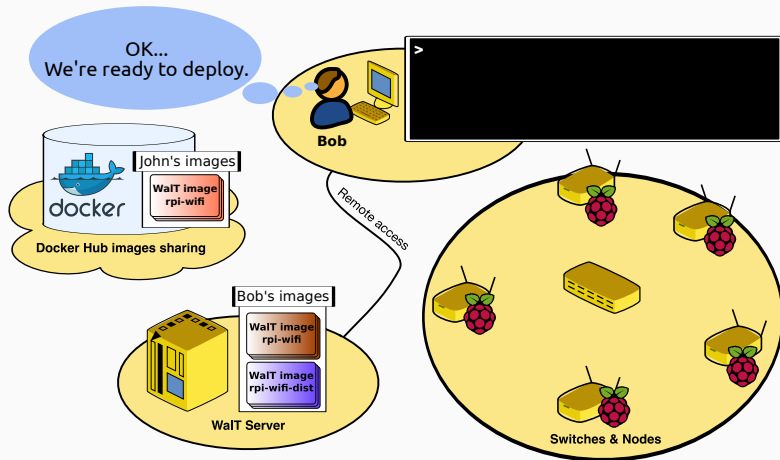
Sample use case



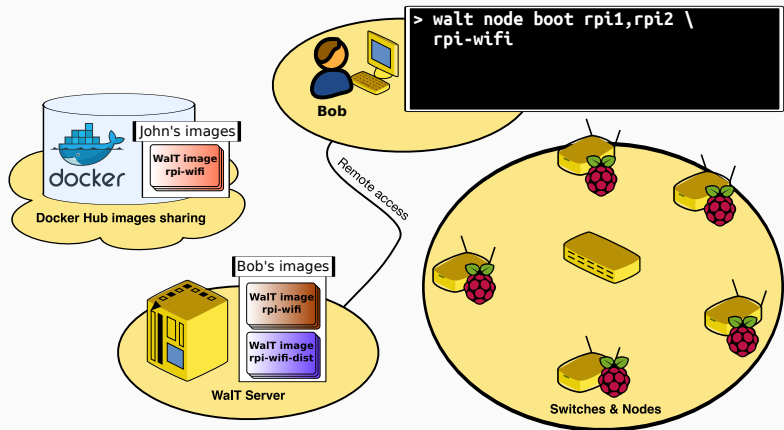
Sample use case



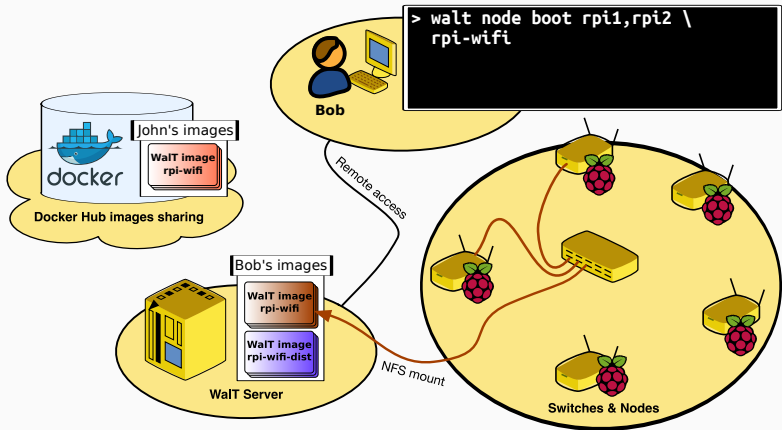
Sample use case



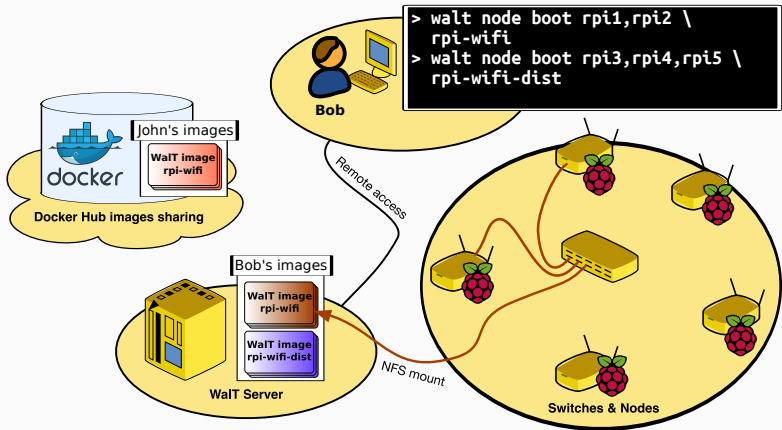
Sample use case



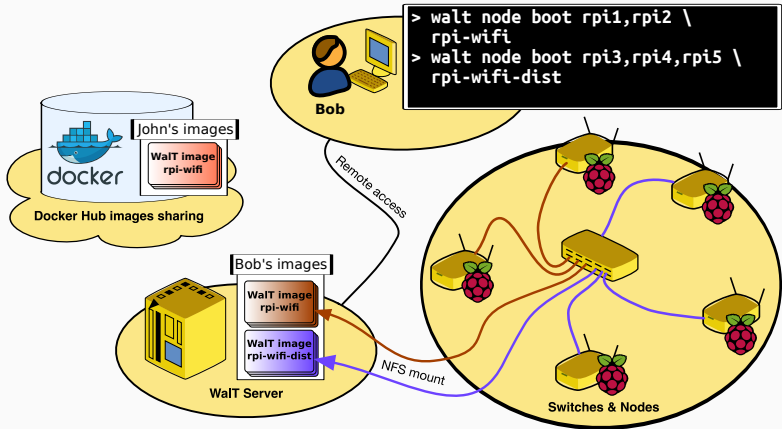
Sample use case



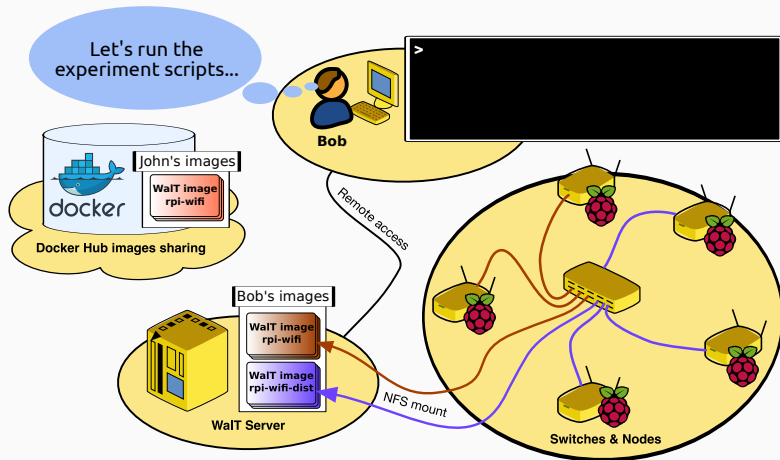
Sample use case



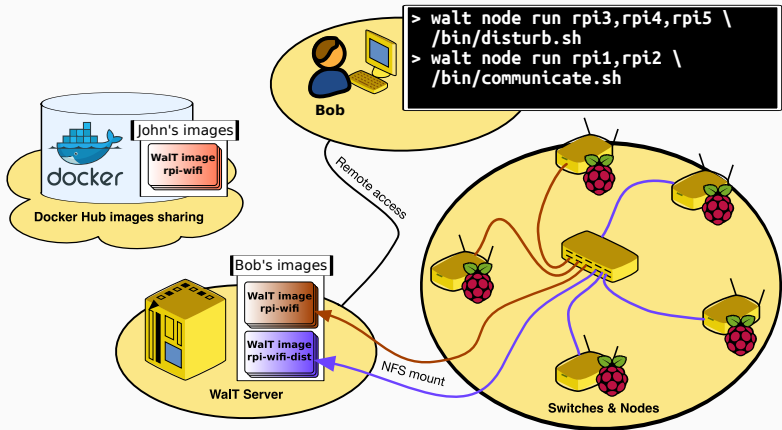
Sample use case



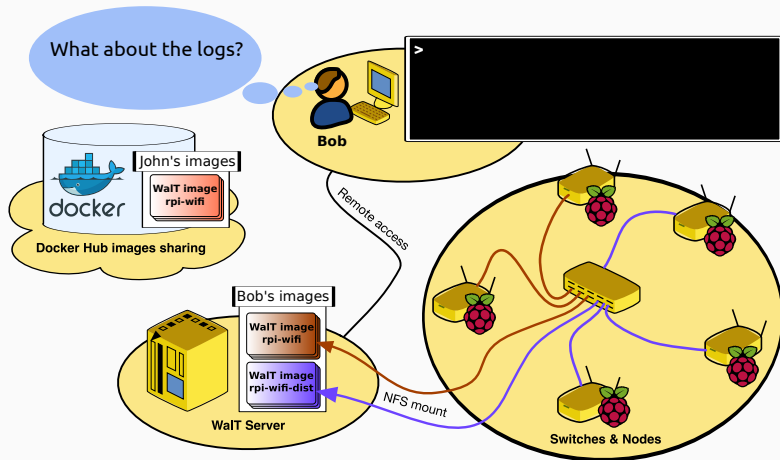
Sample use case



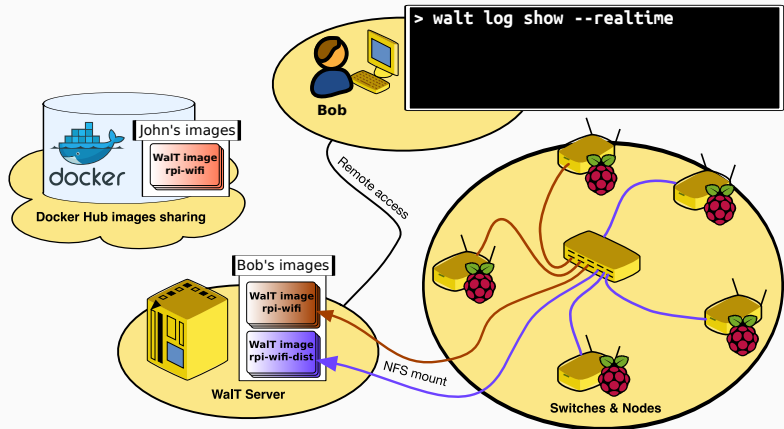
Sample use case



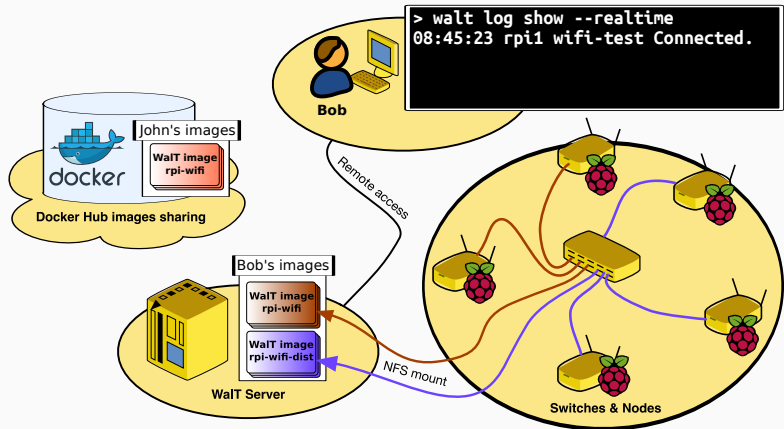
Sample use case



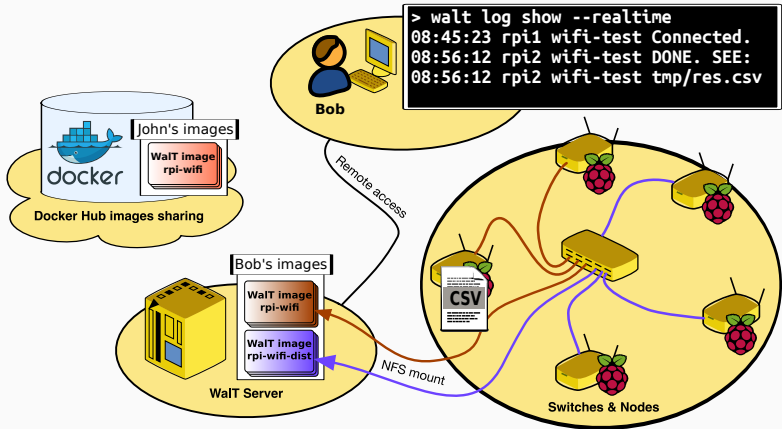
Sample use case



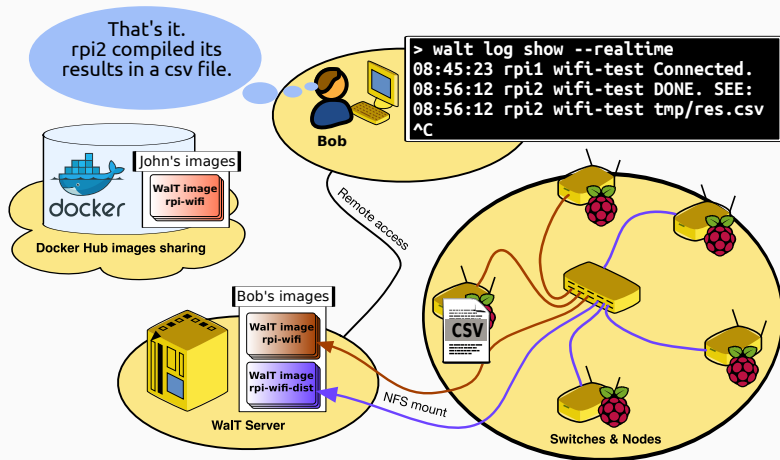
Sample use case



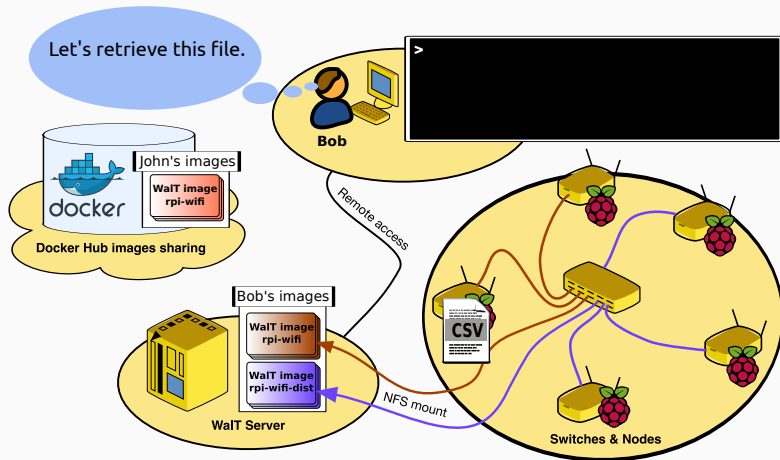
Sample use case



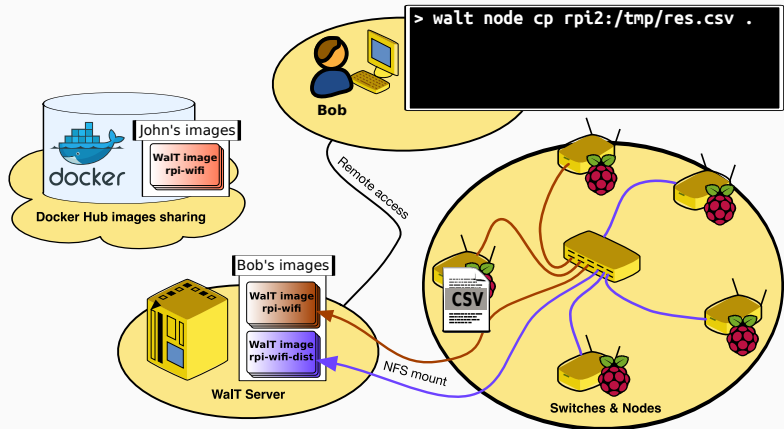
Sample use case



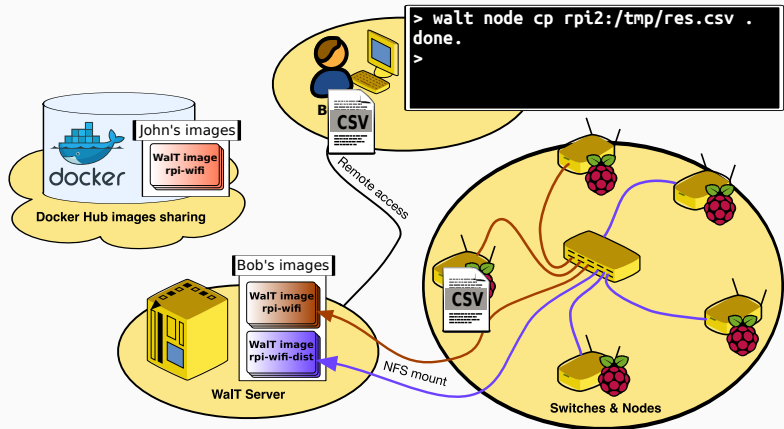
Sample use case



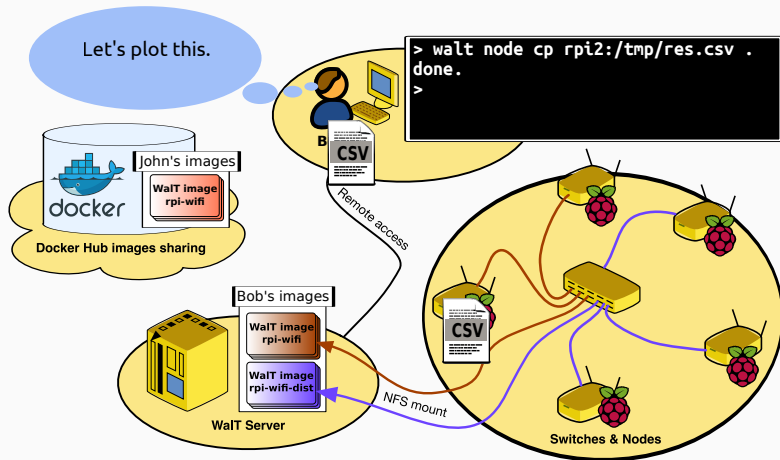
Sample use case



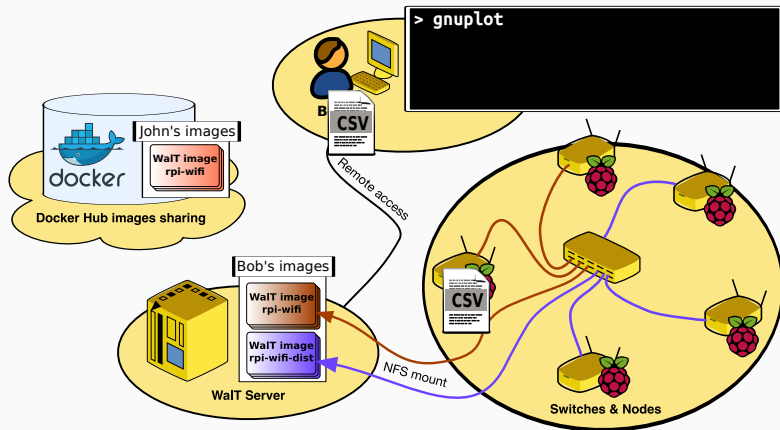
Sample use case



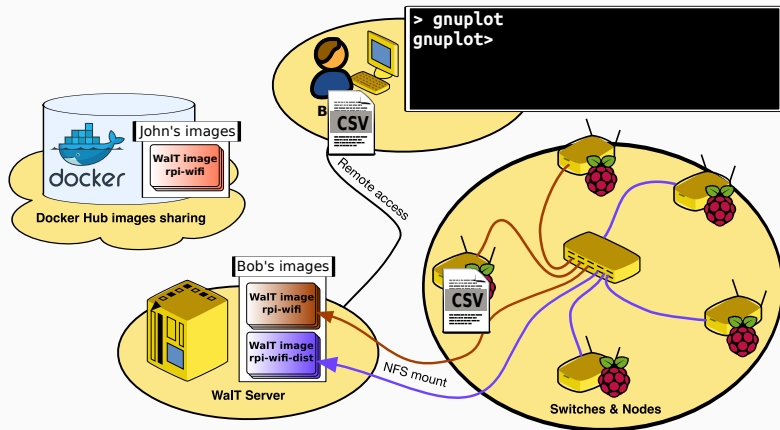
Sample use case



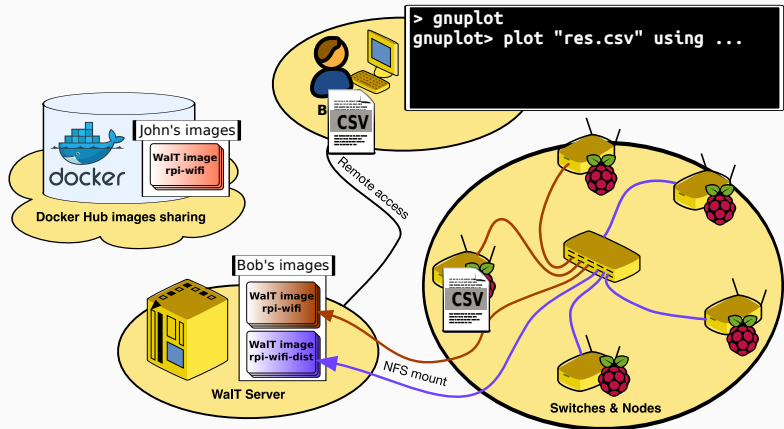
Sample use case



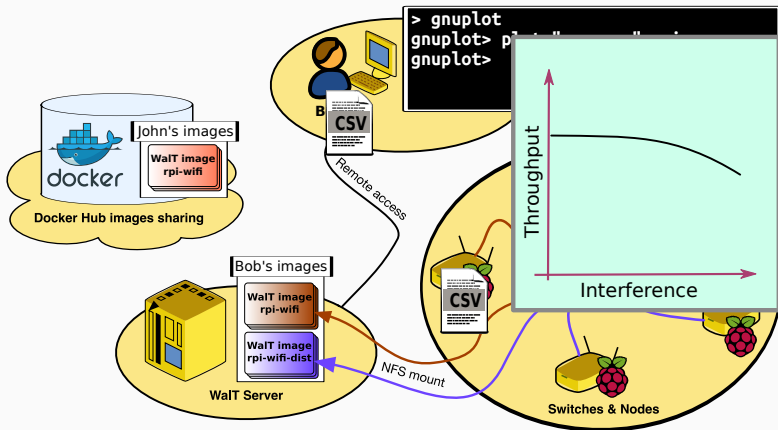
Sample use case



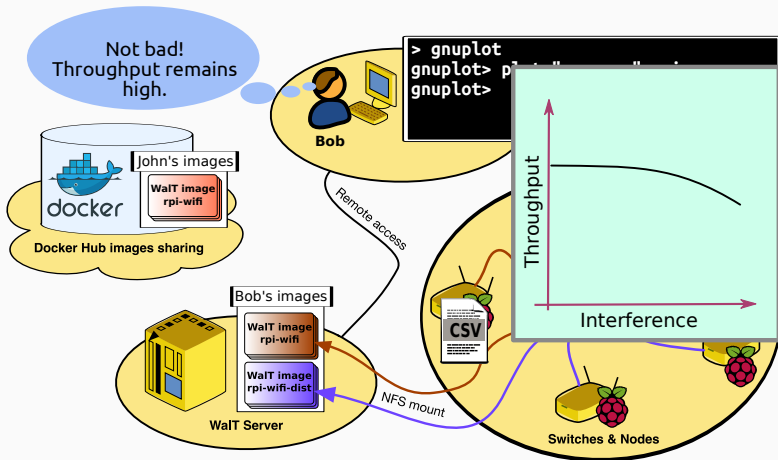
Sample use case



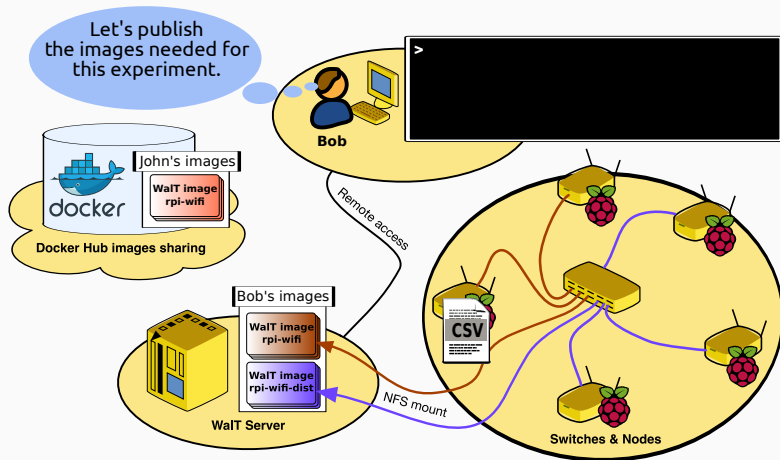
Sample use case



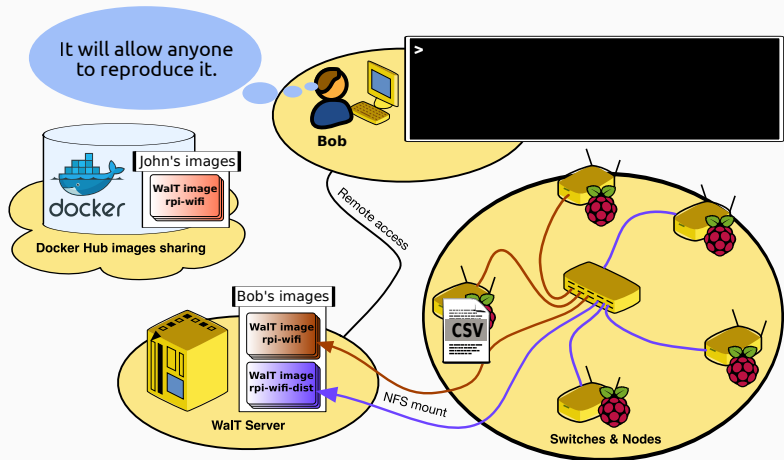
Sample use case



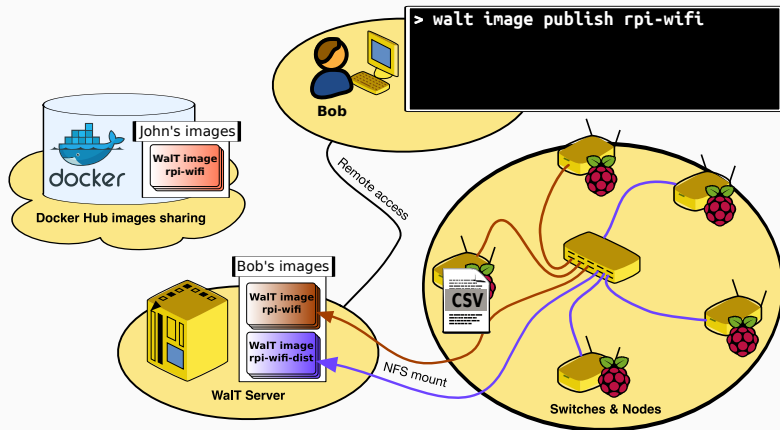
Sample use case



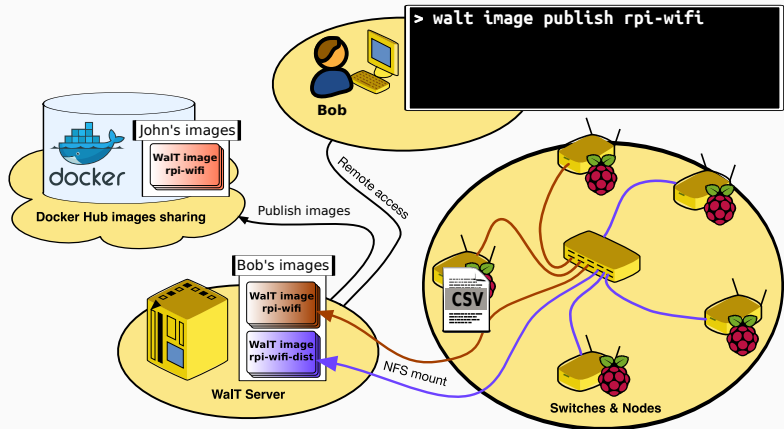
Sample use case



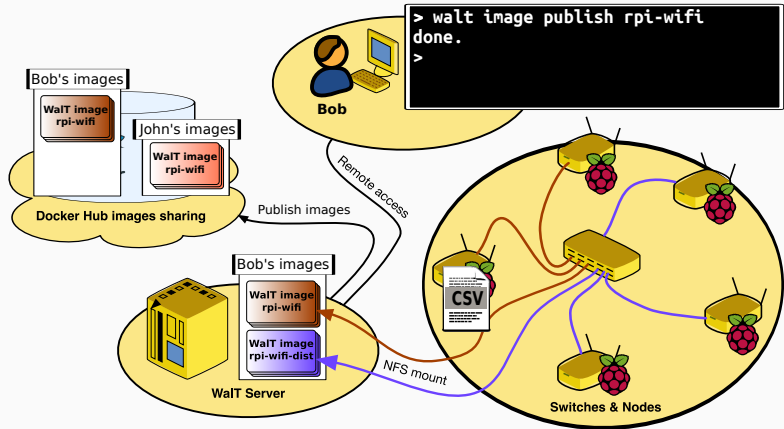
Sample use case



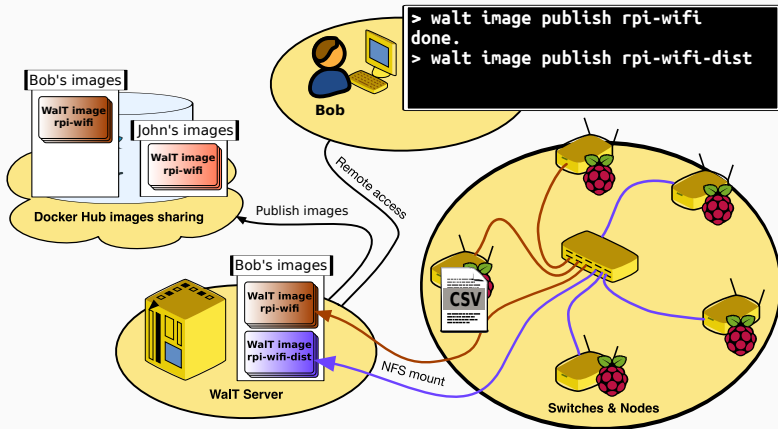
Sample use case



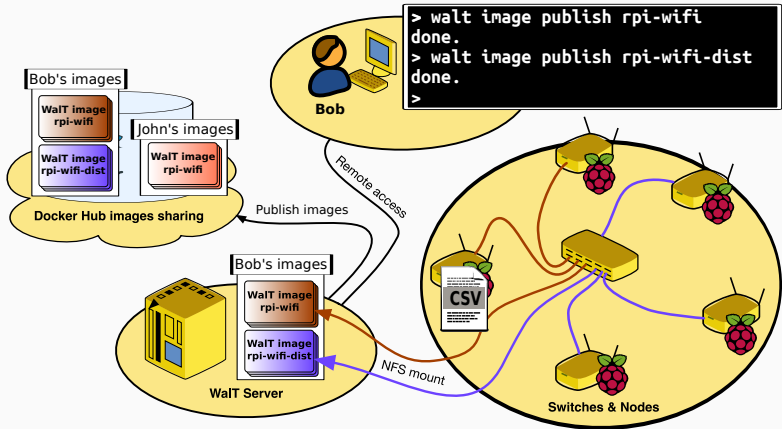
Sample use case



Sample use case



Sample use case



A 3D-style title card with the words "The End" in a white, elegant script font. The letters have a thick, dark grey shadow, giving them a three-dimensional appearance as if they are floating or attached to the surface. The background is a solid, medium-grey color.

The End

Agenda

Motivation

Sample use case

Architecture

WalT under the hood

News, On-going work and Perspectives

What is a WalT node?



- Historically, a WalT node was a **Single-Board-Computer**¹ preferably powered through PoE
- Its OS is a "**WalT image**" shared from the server through TFTP/NFS

2 cases:

1. WalT nodes run the experiment, **or**
2. WalT nodes control the target devices of the experiment (e.g., ST sensor board in the picture)

¹We support **Raspberry Pi B/B+/2B/3B/3B+/4B** and **x86 boards**.

What is a WalT node?

WalT now supports *other kinds of nodes*:

- **Any PC** can become a WalT node, by booting a USB stick flashed appropriately
- One can also create **virtual nodes** (kvm)
- And walt also supports **distant nodes** (VPN-connected)

WalT platform network

Network isolation

- WalT wired network is **isolated** from internet by default.
(→ improve reproducibility)
- If it's needed, **walt node config** command can still toggle NAT mode on a node, to allow internet access.

VPN and distant nodes

- WALT embeds a **ssh-based VPN** for distant nodes
(cf. LoRa, SigFox).
- Distant nodes are **Rpi3B+** nodes
- Their network boot procedure is augmented with a level of **virtualization** to support the VPN connection.


The *reproducible platform* concept

WalT is a *reproducible platform*¹

- Any researcher can build its own WalT platform
- ... or several platforms of various scales
(e.g., one for debugging, one for experiments)
- One may **challenge reproducibility** by running an experiment on several walt platforms.


¹P. Brunisholz, E. Duble, F. Rousseau, and A. Duda, “WalT: A Reproducible Testbed for Reproducible Network Experiments”, in Proc. of the International Workshop on Computer and Networking Experimental Research Using Testbeds, 2016.

Sample mobile setup




Minimal setup for an ANR Datatweet meeting

WalT versatility shown in two slides (1)



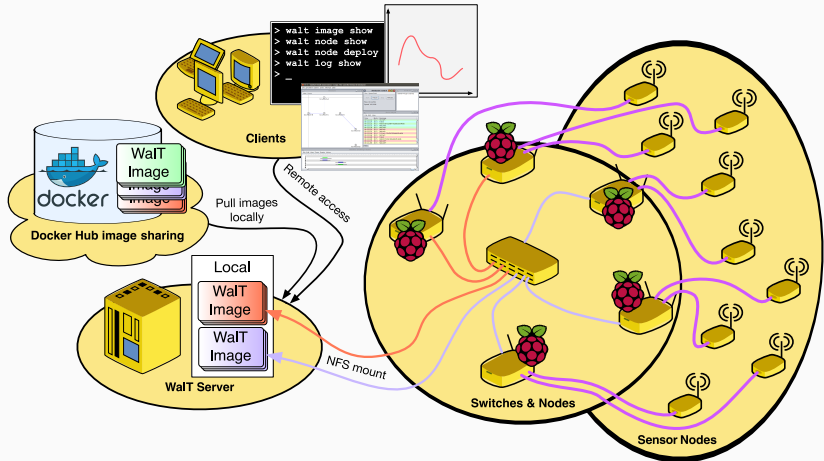
A node of the WalT network in IMAG building

WalT versatility shown in two slides (2)



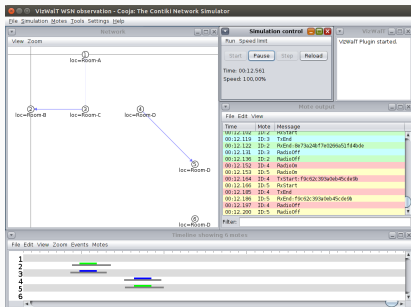
Reusing the same wall plug for temporary low-level debugging

Architecture for WSNs



In this case:

- We want to monitor *sensor nodes*
- WalT nodes are “*controller nodes*”
(e.g., flash sensor nodes, save logs, debug using the serial link)
- A WalT image provides this support



- A *Cooja* simulator plugin
- It makes *Cooja* show the behavior of real sensor nodes (instead of simulating)
- Input: logs coming from sensor nodes
- VizWalt *visualizes* what's happening in the network, *in real time or post mortem*

Agenda

Motivation

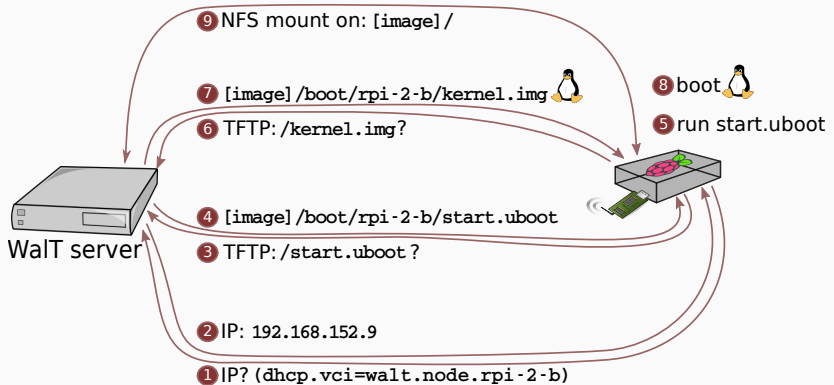
Sample use case

Architecture

WaIT under the hood

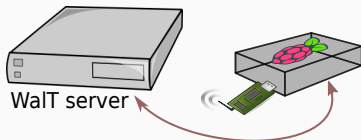
News, On-going work and Perspectives

Node boot procedure



- **NFS: Network File System**
- Allows to **expose locally** a view of the **files stored elsewhere**
- Each access to a file is translated into a request-response to NFS server
- Comparison:
Local file system: requests go to disk controller
Network file system: requests go to remote server
- **Consequence: WalT images stay on the server.**
A WalT image is never transferred as a whole to the node.

Node boot procedure (continued)



9 NFS mount on: `[image] /`

12 Start the rest of the OS:
`[image] /sbin/init`

11 Start walt-specific services
(e.g. reboot service)

10 Create an overlay in RAM:
`/ = UNION(nfs: [image] / , ram:<tmp>)`
=> file modifications stored in RAM
=> `nfs: [image]` can remain read-only

Node boot procedure (continued)

Benefits of this boot procedure:

- WalT images embed a kernel, an OS filesystem, bootloader scripts:
the whole software stack can be customized.
- The SD card of a node just contains a network bootloader:
=> It remains read-only (this ensures **robustness** over time)
- *Nodes are completely stateless:*
 - At each reboot, they just download `/start.uboot` and run it
(the server maintains redirections to the selected walt image)
 - File modifications (stored in RAM) are lost on reboot:
when booting the same image, OS restarts exactly the same
(this ensures **reproducibility**)

Technical highlights

Other technical highlights:

- "walt image shell" command:
 - Provides a shell session rooted inside the image
 - Allows to modify an existing image very easily
 - Behind the scenes, a *docker container* is created on server
 - *Transparent cross-CPU-architecture* is handled using `qemu`
- "walt node boot" command:
 - Exposes the content of a docker image as an NFS share
 - Lets the node(s) boot it
 - In short, this instantly *turns a virtual image into a real deployment*.

Agenda

Motivation

Sample use case

Architecture

WalT under the hood

News, On-going work and Perspectives

Recent news

- WALT v7 is available since february 1, 2021
- Schneider Electric has built a testbed based on WalT
- Avisto has also built a WalT platform
- Other platforms have been setup in research labs (Lyon, Istanbul, Toulouse)
- WalT is also used for wifi hands-on at Grenoble INP Ensimag

On-going or for the near future

- WalT v8
- G5K plugin for running a WALT platform on Grid'5000 on-demand¹
- Research work about a network filesystem more efficient than NFS on slow networks (e.g. VPN), inclusion in WalT
E.Dubl  , R.Lachaize, H.-J.Audeoud, F.Rousseau, A.Duda
- Help for any new walt deployments
- Several planned software improvements²
- Experiments of Drakkar and Datamove teams at LIG
- Possible network monitoring experiments in the IMAG building³

¹<https://walt-project.liglab.fr/-/wikis/WalT-on-Grid5000>

²<https://github.com/drakkar-lig/walt-python-packages/issues>

³with IT team of Grenoble University

Getting help or more information

- get help:
 - register to the list: **walt-users@univ-grenoble-alpes.fr**
 - or checkout: <https://walt-project.liglab.fr>, section "Resources and Documentation"
 - or type: `walt help show`
- or just contact us:
 - email: walt-contact@univ-grenoble-alpes.fr

How to contribute

- Setup¹ and use your own platform, and
 - Share your WalT images on the *docker hub*
 - Add support for new kinds of nodes
 - Report bugs
- Discuss with us possible improvements

¹Contact us (walt-contact@univ-grenoble-alpes.fr), we will assist you.

- Initial funding
 - Univ. Grenoble Alpes, Grenoble INP / UJF, AGIR WalT (2013-2014)
 - ANR IRIS (2011)
 - FP7 ICT CALIPSO - Connect All IP-based Smart Objects (2011)
 - ANR DataTweet (2013)
- Thanks
 - Henri-Joseph Audéoud, Pierre Brunisholz, Baptiste Jonglez, Narek Davtyan, Ayoub Bargach, Mehmet Tahir Sandikkaya, Qasim Lone, Takwa Attia, Rémy Grünblatt, Paul Grangette, WalT images design, development, testing & documentation
 - Bastien Faure, Pierre-Henry Frohring, Jorane Congio-Hollard, Cosmin Nichifor, core WalT
 - Jorge Luis Baranguan Castro, VizWalT
 - Elodie Morin, Timothy Claeys, Onss Bousbih, testing and demo setup
 - Joao Guilherme Zeni, Matheus Castanho, Iacob Juc, Liviu Varga, sensor integration & Contiki instrumentation

Questions?